



M A L L E
L O N D O N

Makers of handcrafted luggage and adventure accessories from London, England.

We are often asked "Will this fit my motorcycle, car or bicycle?" We have gone to great lengths to create simple and flexible systems, that will enable our clients to mount our luggage to their transportation in a secure and safe manner, especially motorcycles. Our bags are designed to be the one bag you carry daily to the office, forest, desert and beyond.

Integration: Our pannier bags are designed to suit most classic, modern and custom motorcycles - Triumph, Norton, BMW, Ducati Scrambler, BSA, Royal Enfield, Moto Guzzi, Vincent, Honda (CB's) and more. If there is a pannier rack, exposed frame, a large seat or exposed sub-frame you will be able to mount the bag to the motorcycle, or on the luggage rack of your car, 4x4 or bicycle.

Materials: Each Malle pannier is hand crafted from military spec. water proof oiled cotton, thick full-grain bridle leather and solid welded brass. We avoid the use of plastics and synthetics in our luggage and the attachment straps are designed to match the aesthetic of your transportation mode.

Water Proofing: To maintain maximum water-proofing, please keep your bag in top condition with Malle Wax and condition the leather as you see fit.

Godspeed.



The Bruno - Weekender



The Edward - Backpack



The Vincent - Duffel



The Douglas - Tool Roll



The Morgan - Tool Roll



The Charlie - Totepack



The Jack - Shoulder Bag



The Tom - Tool Pouches

Fig. #1: The Malle Tool Rolls are designed to ensure you're always prepared for the adventure ahead. A few good tools will always keep you or those you meet along the way on the right path. The double straps enable the tool roll to be mounted in a variety of positions.

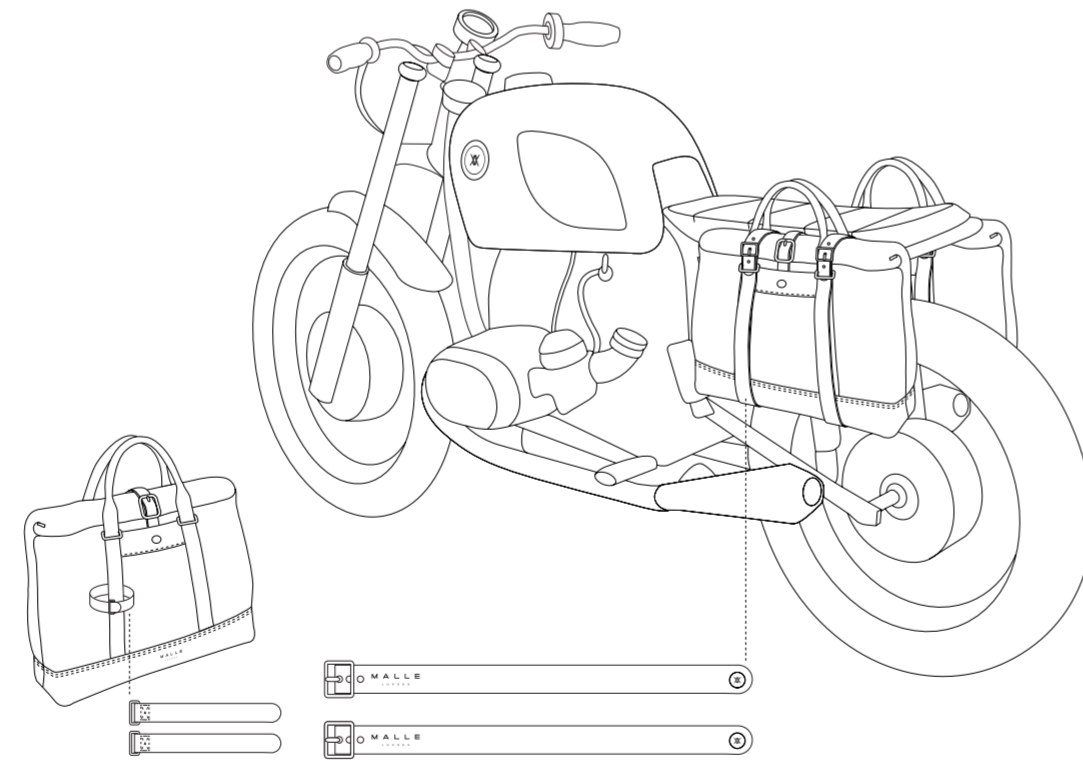



Fig. #2: For each of our pannier bags, the moto straps simply wrap through the brass loops on each side of the bag and around the frame - supporting the weight of the bag. Tighten to fit and ensure there is a good distance between the bag, exhaust and the wheel. We include a pair of velcro wraps so the bag can be anchored around the side straps to a second point to ensure no horizontal movement.

Fig. #3: We always recommend the use of pannier racks for attachment to your bike if possible, as this will ensure maximum ease of integration and safety. These are easy to install and remove, especially when you're traveling for long distances.


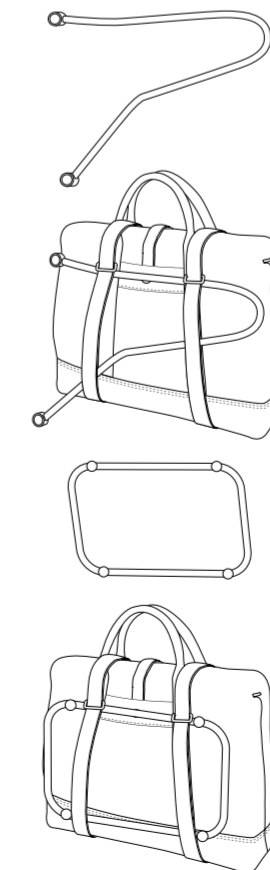



Fig. #4: The Vincent Duffel is our largest and smallest/ lightweight piece of moto luggage. Once packed, simply weave the cinch straps around the seat/frame and bag in an 'X' position, the cinch straps should be placed on the inside of the leather closure straps.